


85 Flush Mount



- 316L SS
- Flush Diaphragm
- 0 - 100mV Output
- Absolute and Gage
- Temperature Compensated

DESCRIPTION

The 85 Flush Mount is a small profile, media compatible, piezoresistive silicon pressure sensor packaged in a 316L stainless steel housing. The 85 Flush Mount is designed for o-ring mounting where the diaphragm must not be shrouded by a weld ring or fitting.

The sensing package utilizes silicon oil to transfer pressure from the 316L stainless steel diaphragm to the sensing element. A ceramic substrate is attached to the package that contains laser-trimmed resistors for temperature compensation and offset correction. An additional laser trimmed resistor is included which can be used to adjust an external differential amplifier and provide span interchangeability to within $\pm 1\%$.

FEATURES

- O-Ring Flush Mount
- 0°C to 70°C Compensated Temperature
- $\pm 0.1\%$ Pressure Non Linearity
- $\pm 0.75\%$ Temperature Performance
- $\pm 1.0\%$ Interchangeable Span (provided by gain set resistor)
- Solid State Reliability

APPLICATIONS

- Dialysis Machines
- Infusion Pumps
- Medical Systems
- Pressure Transmitters
- Level Systems

STANDARD RANGES

Range	psig	psia
0 to 15	•	•
0 to 30	•	•
0 to 50	•	•
0 to 100	•	•
0 to 300	•	•
0 to 500	•	•

85 Flush Mount

PERFORMANCE SPECIFICATIONS

Supply Current: 1.5mA

Ambient Temperature: 25°C (unless otherwise specified)

Parameters are specified for the compensated versions only

PARAMETERS	MIN	TYP	MAX	UNITS	NOTES
Span	65	100	150	mV	1
Zero Pressure Output	-2		2	mV	2
Pressure Non Linearity	-0.1		0.1	%Span	3
Pressure Hysteresis	-0.05		0.05	%Span	
Repeatability		±0.02		%Span	
Input Resistance	2000	3500	5800	Ω	
Output Resistance	4000		6000	Ω	
Temperature Error – Span	-0.75		0.75	%Span	4
Temperature Error – Offset	-0.75		0.75	%Span	4
Thermal Hysteresis – Span	-0.25		0.25	%Span	4
Thermal Hysteresis – Offset	-0.25		0.25	%Span	4
Long Term Stability – Span		±0.1		%Span/year	
Long Term Stability – Offset		±0.1		%Span/year	
Supply Current	0.5	1.5	2.0	mA	5
Output Load Resistance	5			MΩ	6
Insulation Resistance (50Vdc)	50			MΩ	7
Output Noise (10Hz to 1kHz)		1.0		uV p-p	
Response Time (10% to 90%)		1.0		Ms	
Pressure Overload			3X	Rated	8
Pressure Burst			4X	Rated	9
Compensated Temperature	0		70	°C	
Operating Temperature	-20		+125	°C	10
Storage Temperature	-50		+125	°C	10

Media – Pressure Port Liquids and gases compatible with 316/316L Stainless Steel

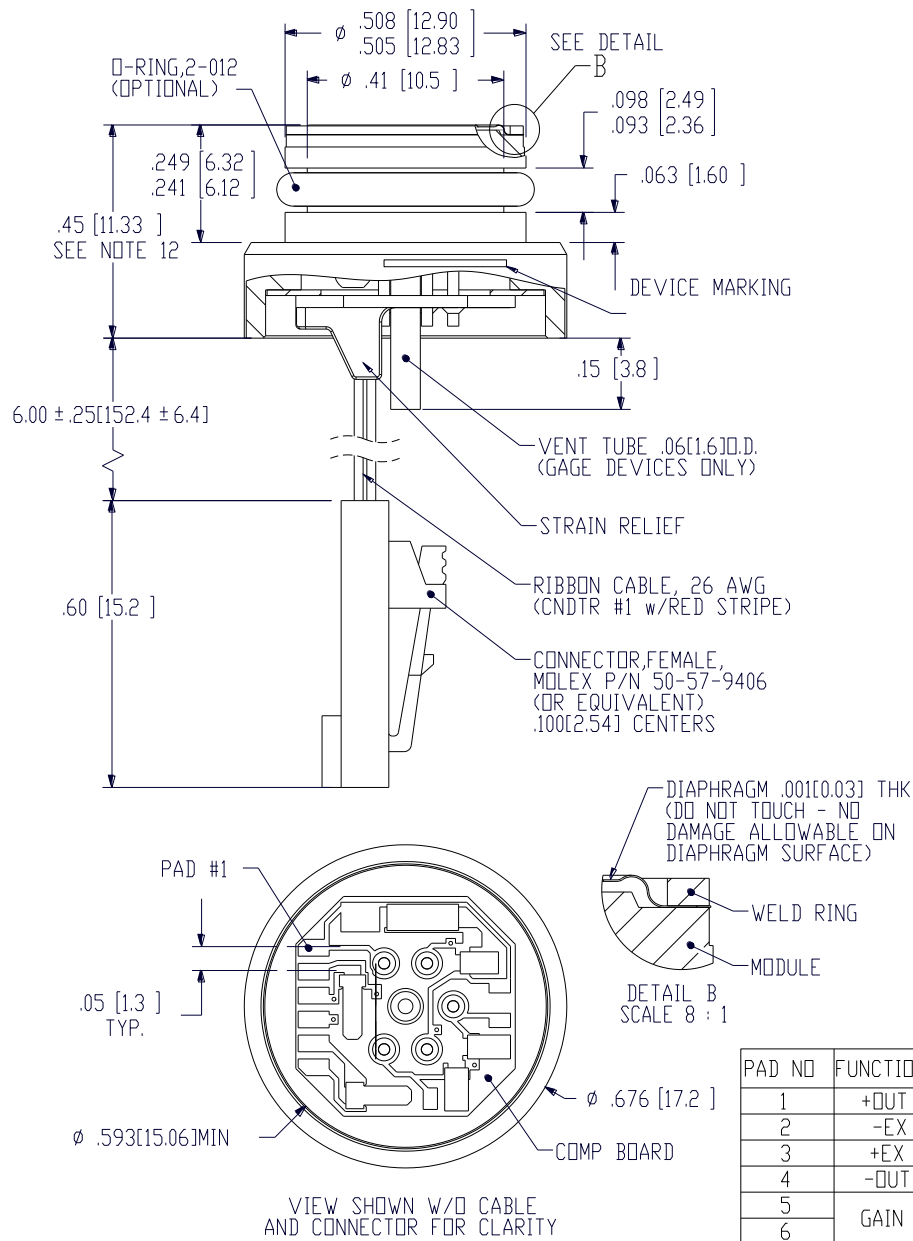
Notes

1. For amplified output circuits, 3.012V ±% interchangeability with gain set resistor. See Application Schematic.
2. Measured at vacuum for Absolute (A), ambient for Gage (G).
3. Best fit straight line.
4. Over the compensated temperature range with respect to 25°C.
5. Guarantees output/input ratiometricity.
6. Load resistance to reduce measurement errors due to output loading.
7. Between case and sensing element.
8. The maximum temperature range that can be applied without changing the transducer's performance or accuracy.
9. The maximum pressure that can be applied to a transducer without rupture of either the sensing element or transducer.
10. Maximum temperature range for product with standard cable and connector is -20°C to +105°C.

85 Flush Mount

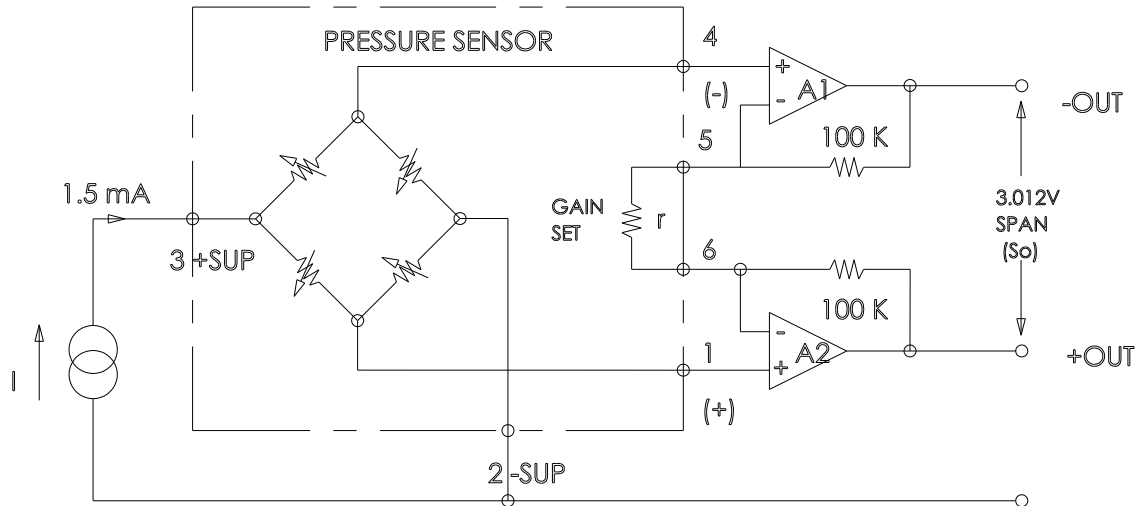
DIMENSIONS

DIMENSIONS ARE IN INCHES [mm]



85 Flush Mount

APPLICATION SCHEMATIC



ORDERING INFORMATION

85	-	050	G	-	F	C	T
Model	-	Pressure Range	Pressure Type	-	Diaphragm	Electrical	Vent
85	-	015 030 050 100 300 500	G = Gage A = Absolute	-	F = Flush Diaphragm	P = Solder Pads R = Ribbon Cable C = Cable w/ Connector	Blank = No Tube T = Tube

NORTH AMERICA

Measurement Specialties
45738 Northport Loop West
Fremont, CA 94538
Tel: 1-800-767-1888
Fax: 1-510-498-1578
Sales: pfg.cs.amer@meas-spec.com

EUROPE

Measurement Specialties
(Europe), Ltd.
26 Rue des Dames
78340 Les Clayes-sous-Bois, France
Tel: +33 (0) 130 79 33 00
Fax: +33 (0) 134 81 03 59
Sales: pfg.cs.emea@meas-spec.com

ASIA

Measurement Specialties
(China), Ltd.
No. 26 Langshan Road
Shenzhen High-Tech Park (North)
Nanshan District, Shenzhen 518057
China
Tel: +86 755 3330 5088
Fax: +86 755 3330 5099
Sales: pfg.cs.asia@meas-spec.com

The information in this sheet has been carefully reviewed and is believed to be accurate; however, no responsibility is assumed for inaccuracies. Furthermore, this information does not convey to the purchaser of such devices any license under the patent rights to the manufacturer. Measurement Specialties, Inc. reserves the right to make changes without further notice to any product herein. Measurement Specialties, Inc. makes no warranty, representation or guarantee regarding the suitability of its product for any particular purpose, nor does Measurement Specialties, Inc. assume any liability arising out of the application or use of any product or circuit and specifically disclaims any and all liability, including without limitation consequential or incidental damages. Typical parameters can and do vary in different applications. All operating parameters must be validated for each customer application by customer's technical experts. Measurement Specialties, Inc. does not convey any license under its patent rights nor the rights of others.